

# Great Northern Cabinetry



*Distinctive Cabinetry Since 1972*



FINISH GUIDE

Finishes embrace the natural beauty of wood and add the final touch like icing on a cake. Great Northern Cabinetry's finish palette is filled with a diverse selection of hand-applied stains, solid color finishes, glazes and custom stain capabilities.

Visit your local authorized Great Northern Cabinetry dealer for more information, samples, design help and more.

## Opaque Finishes

Opaque finishes are a popular choice for today's kitchen and bath cabinetry. Many designs utilize one or more opaque colors and combine them with stained cabinetry to compliment select areas like an island or cooking center. Most frequently, opaque finishes are applied on Maple for its smooth surface, but can also be applied on Oak and Rustic Alder to accentuate its distinct characteristics.



Frosty White



Antique White



Cotton



Crushed Ice



Pewter Green



Smoky Blue



Graystone



Slate



Harbor



Dark Night



Iron Ore




































































Midnight

# Stains

---

Our hand-applied, translucent stains enhance and accentuate the wood's distinct grain characteristics. Whether you prefer light or dark tones in red, gold, gray or brown, our medley of stain colors will allow you to achieve your desired look. All of these stains are protected with our durable topcoat in standard satin or optional matte sheen. We also have a custom stain program to provide that 'just right' color that you may not find in our standard offerings.

Oak	Maple	Hickory & Rustic Hickory	Cherry	Alder & Rustic Alder	
					Sheer Mist
					Canyon
					Boardwalk
					Pier
					Cobblestone
					Mocha
					Ebony
					Java
					Hazelnut
					Heirloom
					Wheat
					Goldenrod
					Natural

Wood tones and stain colors shown on this brochure may vary slightly from actual finishes due to normal printing reproductions.

# Glazes

---

Glazing is an artistic finish technique that requires meticulous hand detailing. It can be applied to cabinetry with a clear finish, translucent stain or opaque finish. The glaze is applied to the stained surface, then carefully removed from flat areas leaving the glaze in crevices and profiled areas such as those found on doors, drawer fronts and moldings. Glaze can also highlight grain or cast a subtle haze to the foundation color. These glaze colors in combination with all of our stain options will provide you with hundreds of combinations to choose from.



Black



Brown



Chocolate



Charcoal



Shadow



Sand

# Time Worn Finishes

---

Capture the feel of vintage cabinetry with artisan-applied treatment options. You can choose one, two or all three options to achieve your desired level of wear. Wear Sand consists of a light sanding process that softens corners and edges prior to staining giving it a natural time worn appearance. Distressing is comprised of randomly applied dents, impressions, and simulated worm holes and cracks to emulate the effects seen on antique furniture. Rub Thru is achieved by randomly sanding the finish on corners and edges allowing the natural wood to be exposed before the protective topcoat is applied. Some restrictions apply to these effects. Visit your authorized dealer for more details and to view larger samples.



Distressed/  
Rub Thru



Rub Thru



Wear Sand/  
Distressed



Distressed